

EASY VERGE

FITTING GUIDE

FEATURES AND BENEFITS

- ✓ Unique continuous verge system for slates.
- ✓ Variable undercloak ranging from 0-100mm.
- ✓ Maintenance free; quick and easy to install.
- ✓ No streaking or staining.
- ✓ Can be used with all standard natural and manmade slates.

Made from high grade material, Permavent EASY VERGE is a continuous dry verge system providing a neat, long-lasting and unobtrusive finish to the verge.

INSTALLATION GUIDANCE




At the verge, cut the battens level with the bargeboard/brickwork.

If there is an end rafter do not fix battens into place.

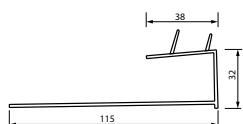
Fit the Permavent EASY VERGE by inserting over the battens, ensuring that it has a 50mm overhang at the eaves (Fig. 1). Then, if an end rafter is present fix battens into place.

Should a sprocket (change of elevation) eave occur, or there is a requirement to connect two lengths of the Permavent EASY VERGE together, trim a 75mm section off the top and simply slide the top piece into the bottom section (Fig. 2 - Fig.4).

Continue slating the roof over the verge unit ensuring that the slates overhang the verge by no less than 38mm and no more than 50mm in line with BS 5534:2014+A2:2018 Slating and Tiling for Pitched Roofs and Vertical Cladding. Code of Practice (Fig. 5).



EASY VERGE DIMENSIONS AND PACK QUANTITIES



EASY VERGE: 3m length. Pack of 10.

CONTACT INFORMATION

For product, technical and sales support please contact Permavent on:
Tel: (+44) 1305 766 703.
Email: enquiries@permavent.co.uk.



Please scan this QR code to find the contact information for your regional Permavent Representative.

PERMAVENT

PERMAVENT.CO.UK

11 Cumberland Drive, Granby Industrial Estate, Weymouth, DT4 9TB.