



FAST



easy to install and quickly adjusts to set the overhang

EFFECTIVE

forms a permanent seal under the slates

PROFESSIONAL

slimline and neat finish is the ultimate way to finish the verge



with unique flexible super seals
that instantly weather proofs

3 mtrs long 10 lengths per pack

suitable for all manmade & natural slates up to 8 mm thick

EASY VERGE PATENT PENDING
CONTINUOUS DRY VERGE FOR SLATES




felt & batten in the usual way



set overhang and cut the battens, then simply slide easy verge onto the battens



cut easy verge to close the eaves as it meets the fascia



insert a batten off-cut to join easy verge



slate up the roof in the usual way



easy verge provides a unique sealed verge, quick neat & professional